

AC-Isolation Amplifier (3-channel)


AD-TV 513 GA
AD-TV 553 GA

Description:

The separation amplifiers AD-TV 513 GA and AD-TV 553 GA convert sinusoidal alternating currents to analogue output signals, optionally according to the effective values, in up to three independent channels. With the measuring principle of real effective value measuring, distorted alternating signals can also be recorded exactly. Input, output, the supply voltage and the channels amongst each other are galvanically separated from each other. The output signals are independent of the connected load up to a maximum value.

Application:

Multi-channel recording, galvanic separation, conversion and amplification of alternating currents to analogue signals. Optional effective conversion, adaption and amplification of output signals of current converters.



Technical data:

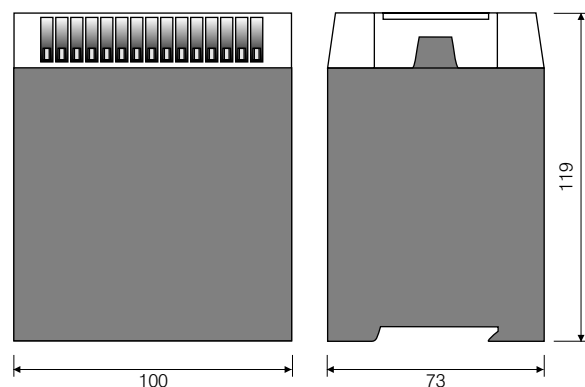
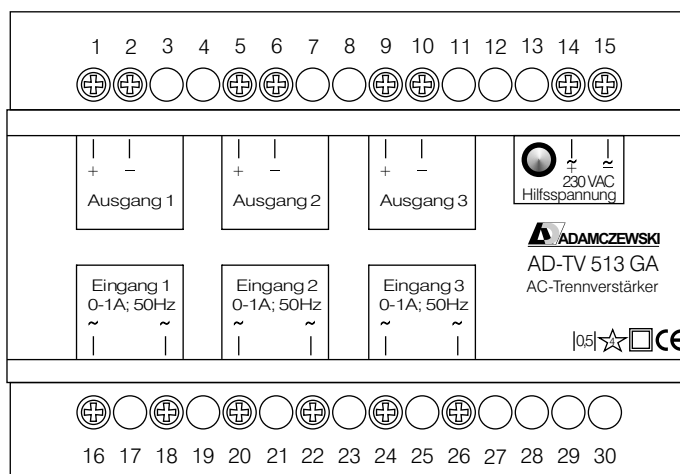
Construction type:	surface housing AD-TV 513 GA (3-channel 0-1 A) AD-TV 553 GA (3-channel 0-5 A)
Power supply (*):	230V AC +/-10% 50-60Hz alternative: 20-30V DC (galvanic isolation integrated)
Power consumption:	ca. 5 VA resp. 6 W
Input(*):	3 x AC-voltage, 50Hz sinus 0-1 A = type AD-TV 513 GA 0-5 A = type AD-TV 553 GA
Output(*):	impressed voltage or current e.g. 0...20 mA; 4...20 mA; 1...10V (others on request)
Output-load:	current: max. 500 Ohm/channel voltage: min 2 kOhm/channel
accuracy rating:	better class 0,5
Linearity:	<0,25%
Influence of temperature:	<200 ppm/K
Insulation test voltage:	input/output: 4 kV RMS signal/supply: 4 kV RMS/AC 2 kV RMS/DC
CE-conformity:	conforms EN50081-2; EN50082-2
Protective system:	input/output: against over-voltage over-current supply: against over-voltage, over-current, over-temperature
Ambient temperature:	0...+50°C
Optionally	with r.m.s (root-mean-square) registration

(*) values must be defined by order

Connections and dimensions: AD-513 GA AD-553 GA

weight 450 g
protection: IP 20
manner of fastening:
attachment rail: NS35/7,5

connection data:
fine-wire: 2,5 mm²
single-wire: 4 mm²
max. voltage: 250 V~



Printed 10/2010. We reserve the right for technical changes



ADAMCZEWSKI
Elektronische Messtechnik GmbH

Felix-Wankel-Str. 13
Tel. +49 (0)7046-875
vertrieb@ad-messtechnik.de

74374 Zaberfeld
Fax +49 (0)7046-7678
www.adamczewski.com